

# CATALOG

January 2010



Distributed by Unique Expressions




# THE COOL SHADE SOLUTION



protective wall bumper

- No Attachment To Wall
- Reduces Interior Room Temperature
- Portable Awning



*Fold conveniently away when not in use*

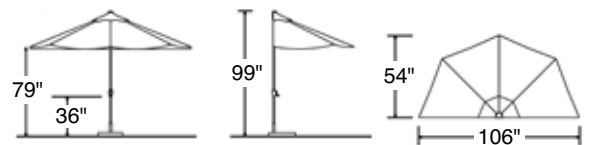
## CUSTOM CAST BASE



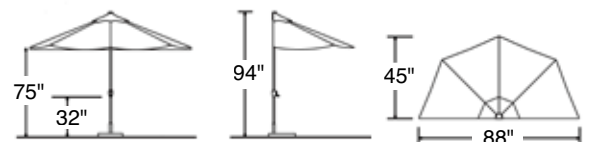
*3 adjustable levelers to compensate for sloped or uneven decking*



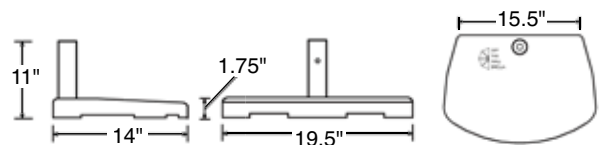
**OTWB-9**  
9 Ft Umbrella



**OTWB-7**  
7.5 Ft Umbrella



**CCB-2**  
Custom  
Cast Base  
(Sold Separately)





**Available in  
9 ft. & 7.5 ft. sizes**

- Tough, sturdy powder coated aluminum frame in champagne color finish
- Protective wall bumper
- Vented canopy
- Hand crank for easy raising and lowering



Standard canopy colors shown above.

Available in a variety of fabric choices including Sunbrella and Olefin. Custom orders by request.



**Ideal for restaurants and hotels.  
Provides alluring shade and ambiance.**

Patents Pending

## ***The Innovative Half Umbrella & Base***

*This free standing half-canopy patio umbrella and base is designed for the rapidly growing market of townhouse and condominium residents. The important new segment of “vertical living” customers, along with sales to the single-family homeowner market, will deliver added profits. These exciting products have contract and commercial applications especially in restaurants, hotels and senior living centers.*



(877) 516-4677 toll-free



# TERRACE MATES® ALL-WEATHER WICKER

Balcony, Deck & Patio Sets



Patents Pending



36" Adena Half-Round Table










42" Genevieve Half-Oval Table



36" Daniella Half-Square Table



Stackable Arm Chairs

		<b>TMA-C</b> ADENA TABLE - COFFEE	23.75" L x 36" W x 29.75" H / OPEN / 21 LBS.
		<b>TMA-J</b> ADENA TABLE - JAVA	8" L x 36" W x 29.75" H / CLSD / 28 LBS. (SW)
		<b>TMG-C</b> GENEVIEVE TABLE - COFFEE	31.5" L x 42" W x 29.75" H / OPEN / 25 LBS.
		<b>TMG-J</b> GENEVIEVE TABLE - JAVA	8" L x 42" W x 29.75" H / CLSD / 32 LBS. (SW)
		<b>TMD-C</b> DANIELLA TABLE - COFFEE	31.5" L x 36" W x 29.75" H / OPEN / 22 LBS.
		<b>TMD-J</b> DANIELLA TABLE - JAVA	8" L x 36" W x 29.75" H / CLSD / 29 LBS. (SW)
		<b>WSAC-C</b> STACKING ARM CHAIR - COFFEE	28" L x 22" W x 33" H / 8 LBS.
		<b>WSAC-J</b> STACKING ARM CHAIR - JAVA	SOLD AND SHIP 2 PER BOX / 24 LBS. (SW)

**ideal for...**

***condominium  
residential  
commercial use***

- Drop-leaf, gate leg tables
- Chairs conveniently stack
- Folds conveniently out of way
- No assembly required
- Strong, light-weight aluminum frame



*Sold in sets or separately*

## ***A Contemporary Trend Setter***

The *All-Weather Wicker Collection* offers an original approach to outdoor living for the residential and commercial market. A design emphasis is placed on style, comfort and function where space is at a premium. These innovative designs will capture the interest of your existing customer while offering attractive new options to the growing market of townhouse and condominium owners.

**TERRACE MATES<sup>®</sup>**

*Featuring The Innovative*







36" Caleo Half-Round Table



42" Bistro Half-Oval Table



36" Villa Half-Square Table



Folding Side Chair



Folding Arm Chair

	<b>TMC</b>	CALEO TABLE	23.75" L x 36" W x 29.75" H / OPEN 6.75" L x 36" W x 29.75" H / CLSD 28 LBS. (SW)
	<b>TMB</b>	BISTRO TABLE	31.5" L x 42" W x 29.75" H / OPEN 6.75" L x 42" W x 29.75" H / CLSD 28 LBS. (SW)
	<b>TMV</b>	VILLA TABLE	23.75" L x 36" W x 29.75" H / OPEN 6.75" L x 36" W x 29.75" H / CLSD 28 LBS. (SW)
	<b>CW</b>	FOLDING SIDE CHAIR (SOLD IN PAIRS)	23" L x 18.5" W x 35.75" H / OPEN 6.75" L x 18.5" W x 42.75" H / CLSD 28 LBS. (SW)
	<b>AW</b>	FOLDING ARM CHAIR (SOLD IN PAIRS)	23" L x 23.5" W x 35.5" H / OPEN 6.75" L x 23.5" W x 42.25" H / CLSD 34 LBS. (SW)

**experience the...**

*comfort*

*style*

*convenience*



*Sold in sets or separately*

- Sturdy folding chairs
- Tables and chairs fold neatly against the wall
- Also ideal for commercial use in restaurants and hotels
- No assembly required

## ***Quality and Economy at its Best***

The rapidly changing housing market is opening opportunities for the sale of lifestyle specific furnishings. More space, comfort and flexibility are becoming important considerations for today's buyer. TERRACE MATES® durable hardwood furniture was created to address this market with stylish designs that provide shade and ambiance. Commercial and design groups will also see the benefits of these 5-piece sets when specifying site furnishings.

**TERRACE MATES®**

*Featuring The Innovative*





# TERRACE MATES® ACCESSORIES

For Balcony, Deck & Patio



**Inverness Drink Trolley**  
**DTV** 20" x 15" x 33" / 17.5 lbs.



**Brighton Buffet-Coffee Table**  
**BBTA** 40" x 24" x 29" to 17" / 16 lbs.



**Quintana Flower Cart**  
**FCA** 24" x 15" x 36" / 14 lbs.



**Ocala Drink Trolley**  
**ODT** 20" x 15" x 30" / 14 lbs.



**Two Shelf End Table - Square**  
**ETHS** 20" x 20" x 24" / 17.5 lbs.



**Two Shelf End Table - Round**  
**ETHR** 20" x 20" x 24" / 17 lbs.



**Terrace Planter w/ Floral Carved Motif**  
**TP19** 18" x 18" x 19" / 14 lbs.  
**TP16** 14" x 14" x 16" / 9 lbs.



**Solina Folding Café Chair**  
**SCC** 33.75" x 16.5" x 34" to  
 6.75" x 16.5" x 42" / 9 lbs.



**Solina Folding Café Table**  
**SCT30** 30" x 30" x 29.75" / 15 lbs.



## Versatile Designs For Today's Lifestyle



**Talavera Mini-Bar**  
**MBT** 16" x 55.75" x 33.5"



closed 28" wide

*Mini-Bar – Tool Chest – Potting Station - Kitchen Island – Much more...  
Opens and closes compact – It rolls – It goes anywhere - Indoors or outdoors*



**Aspen Folding Table – Round**  
**AFTR** 18" x 18" x 16" / 10 lbs.



**Aspen Folding Table – Square**  
**AFTS** 18" x 18" x 16" / 10 lbs.



**Veranda Butler Bar**  
**VBB** 24" x 14" x 36" / 9 lbs.

## Accessories For Vertical Living

The growth of the vertical living community continues to offer profitable opportunities. These attractive and functional designs will create extra sales and add to your bottom line while helping your customer make better use of their limited space. From entertaining to floral displays, there is an accessory for the purpose. Also, handy for the RV's and at dock-side.











**TERRACE MATES**

# Brella Vase

## The perfect patio table centerpiece solution



The two-piece BRELLA VASE snaps easily around the umbrella pole to become attractive holder for fresh, dried and silk flowers or flags, napkins and silverware. Ideal for weddings and other multi-table outdoor events. Available in 10" / Long Stem and 5" / Short Stem size and eight attractive translucent or opaque colors. Made of durable high-impact, outdoor and dishwasher safe material. 12 per case.

OPAQUE				TRANSLUCENT			
	10 INCH 5 INCH	COTTAGE WHITE	BV1001 BV0521		10 INCH 5 INCH	CRYSTAL DEW	BV1011 BV0531
	10 INCH 5 INCH	DESERT SAND	BV1002 BV0522		10 INCH 5 INCH	SEAPORT BLUE	BV1012 BV0532
	10 INCH 5 INCH	GARDEN GREEN	BV1003 BV0523		10 INCH 5 INCH	KAUAI GREEN	BV1013 BV0533
	10 INCH 5 INCH	TERRA COTTA	BV1004 BV0524		10 INCH 5 INCH	WILDFLOWER RED	BV1014 BV0534
	10 INCH 5 INCH	ASSORTMENT PACK (3 of each opaque color)	BV1000 BV0520		10 INCH 5 INCH	ASSORTMENT PACK (3 of each translucent color)	BV1010 BV0530



# BRELLA LIGHTS®

Premiere Patio Umbrella Lighting System



Power Pod



### Brella Lights

- BL078 8 Rib
- BL076 6 Rib
- BL075 5 Rib (for OFF-THE-WALL BRELLA)



***When the sun goes down ...  
that's when we really shine***

The innovative outdoor lighting that easily attaches to the ribs of a patio umbrella. In minutes, create an alluring, festive or romantic atmosphere to "Set The Mood" for any after dark patio or deck activity. Enjoy the right amount of soft, subtle light at tabletop - On-Demand. No removing, recharging, costly battery replacement or light fixture storage.

The "POWER POD" feature clips to the pole and offers additional electrical outlets for your favorite appliances. Read, watch TV, listen to music, or blend a smoothie while enjoying late night gatherings with family and friends. If one bulb burns out the rest remain lit. U.L. Listed For Outdoor Use / 120 VAC / 12 per case



**TERRACE MATES**



**BRELLA LIGHTS**  
Premiere Patio Umbrella Lighting System

Distributed by **UNIQUE**  
*expressions*

1608 E. Chippewa River Road  
Midland, Michigan 48640

877-516-4677 (toll-free)  
989-636-7342 fax

uniqshasta@charter.net  
www.uniquexpressions.net  
www.outdoorfabricunique.com